WEALTH INEQUALITY IN AMERICA: THE GRAPH

The at-home companion printable graph to go with the politizane videos:

1. **Wealth Inequality in America (Updated for 2026)**
https://youtu.be/2GxlL5-0m_g

2. **Income Inequality in America (Part 1)**
https://youtu.be/Wxdo4UpHBn4

3. **Income Inequality in America (Part 2)**
https://youtu.be/l5wFuZFxu-c

4. **Billionaires**
https://youtu.be/AmzadQE9UD4

Wealth Inequality **Income Part 1** **Income Part 2** **Billionaires**

PUBLIC DOMAIN

This work is free to copy, distribute, display and perform, or make derivative works for non-commercial or commercial uses alike (CC0 public domain). Some referenced works may or may not be protected by copyright in part or in full.

INSTRUCTIONS:

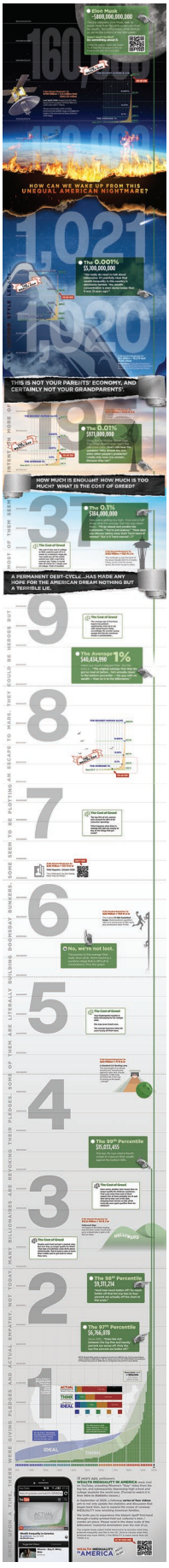

How to assemble and hang the DIY version:

1. Work with other people. Wealth inequality gets solved when we work together. This graph will be easier, and far more fun to assemble, when you collaborate.

2. Print every page at 100% / "Actual size". Do not use "Fit to page," or the pages won't line up.

NOTE: If you only want to print the graph, and not the extras, set your printer to the range of pages 3-10

3. Each page will show you where to cut along the dashed CUT line at its bottom edge. You can choose to trim the sides if you want the full bleed experience (insert paper cut joke here), but it is not necessary.

4. The top of each of the printouts have guides to show you which pages connect to each other. The instructions are set to low opacity so they won't show through.

5. You do not need to cut the top of any page. This is designed to have a 1/2" overlap to make it easy to line up and also sturdy. Form, and function!

6. Keep going. You might run out of wall before you run out of graph. That's the point. There are extra fun things to print to help you expand the project.

We'll also be releasing versions that have some of the missing pages — one that has pages 10-36, and another that has pages 38-194. Maybe you'll eventually be able to wrap one of these around your entire school building to show just how absurd wealth inequality really is!

Or you can scroll through all 160,000 pages right now on the website!

http://www.dreamagainusa.org

Post photos of your assembled graph with
#WealthInequalityGraph
and tag *@politizane* as well!

Elon Musk
~$800,000,000,000

The top billionaire, Elon Musk, well, he needs more than 160,000 screens to show his wealth. 160,000 screens, when 95% of us are on the bottom of the first screen.

Angry? Upset? Horrified?
Do something about it.

Watch the videos, Share the videos. You'll have the language to discuss these issues with facts and data.

$800,000,000,000

$799,999,000,000

$799,998,000,000

$799,995,000,000

$799,994,000,000

$799,993,000,000

160,000

150,000



If We Stacked Benjamins To:
$799 Billion = 2.8 million feet (542.25 miles)

Low Earth Orbit ranges from 120 miles above Earth's surface (~$176.82 Billion) to 1,200 miles (~$1.77 Trillion).

We are comfortably within orbiting environmental satellite range, and ***twice*** the height of the International Space Station's orbit height.

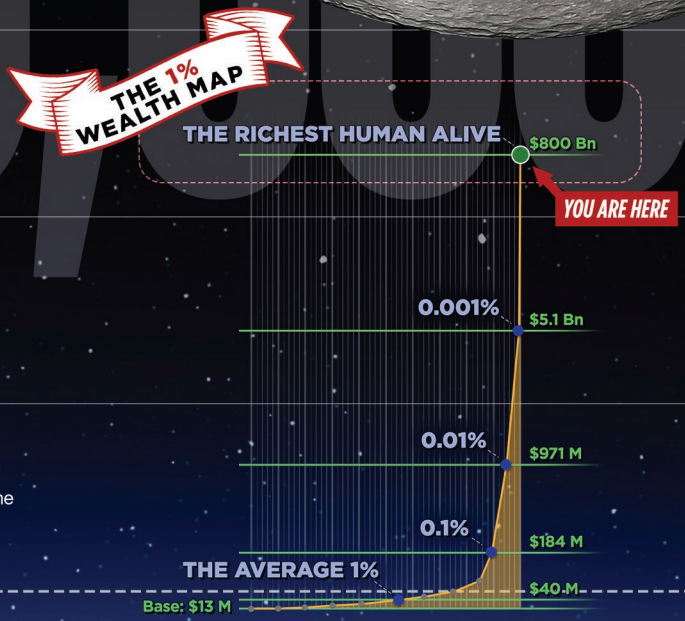

HOW CAN WE WAKE UP FROM THIS UNEQUAL AMERICAN NIGHTMARE?

CUT HERE. LIKE AN ARTS AND CRAFTS PROJECT...OR FREE LABOR...

1,021

1,020

$5,104,000,000

$5,103,000,000

$5,102,000,000

$5,101,000,000

$5,100,000,000

$4,499,000,000

$4,498,000,000

$4,497,000,000

$4,496,000,000

A LEX LUTHOR STYLE LEGACY...

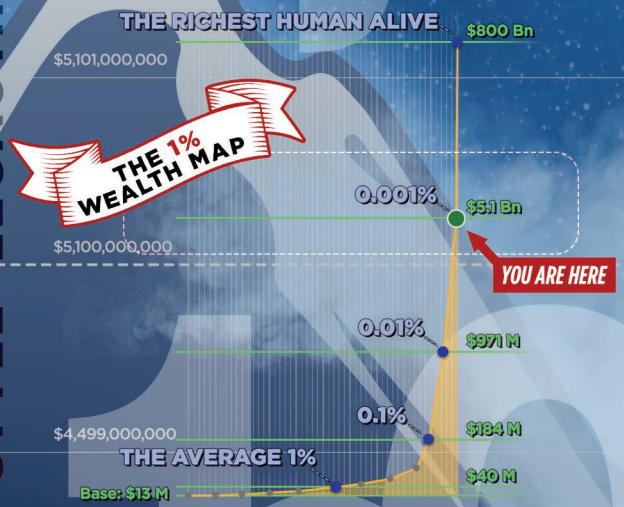

The 0.001%
$5,100,000,000

"We really do need to talk about billionaires. It's painfully clear that wealth inequality in this country is absolutely terrible. Yes, wealth concentration is even worse today than it was 13 years ago."

If We Stacked Benjamins To:
$5.1 Billion = 18,275 feet (3.46 miles)

Mount Elbrus (Caucasus Mountains): Standing at 18,510 feet, this is the tallest mountain in both Europe and Russia.

THIS IS NOT YOUR PARENTS' ECONOMY, AND CERTAINLY NOT YOUR GRANDPARENTS'.

INTENT ON MORE OF

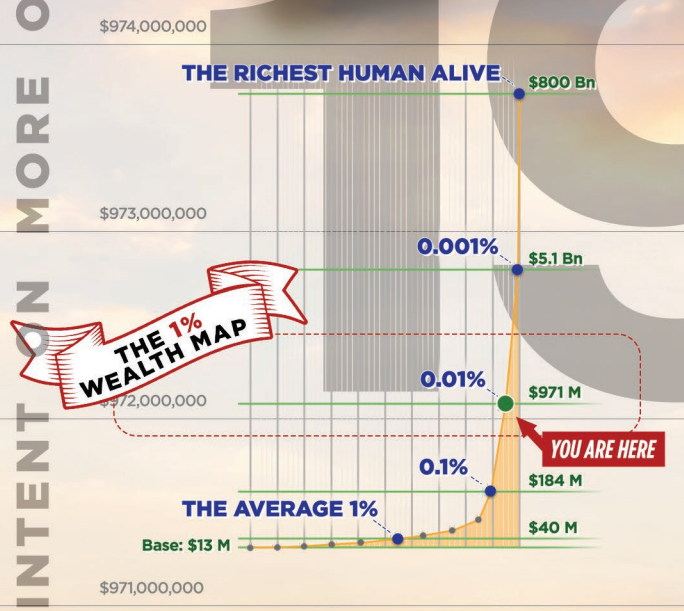

If We Stacked Benjamins To:
$971 Million = 3749 ft 5 in

We would have to stack the Eiffel Tower on top of the Burj Khalifa.

The 0.01%
$971,000,000

Close, but no Robber Baron cigar. The .01%er doesn't even reach the Billionaire class. **"And I still hear the question: 'Why should the rich solve other people's problems?' I really only have one answer... *Because they can.*"**

HOW MUCH IS ENOUGH? HOW MUCH IS TOO MUCH? WHAT IS THE COST OF GREED?

MOST OF THEM SEEM

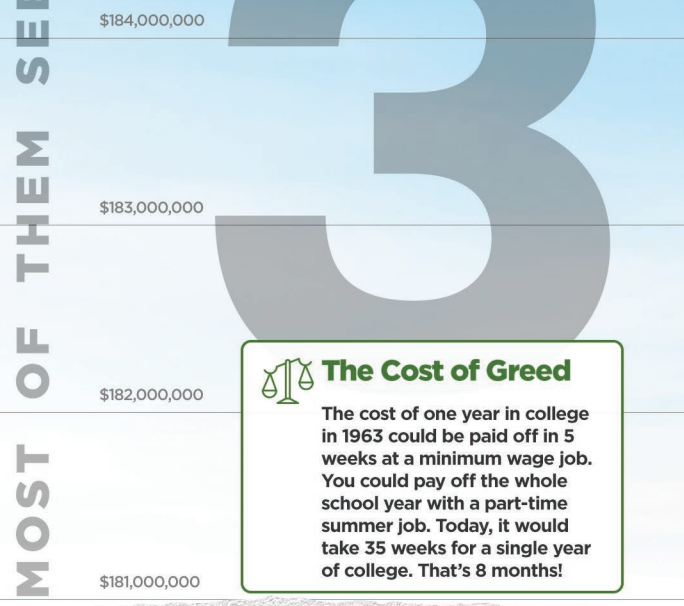

The 0.1%
$184,000,000

Now we're getting sky high. Four and a half times what the average 1%er has way down there... **"I'll go ahead and predict the comments: "You're just jealous," "How dare you discuss taking away their 'hard-earned' money!" But is it 'hard-earned'...?"**

The Cost of Greed

The cost of one year in college in 1963 could be paid off in 5 weeks at a minimum wage job. You could pay off the whole school year with a part-time summer job. Today, it would take 35 weeks for a single year of college. That's 8 months!

If We Stacked Benjamins To:
$182 Million = 652 ft 2 in

This would get us past the point of the Space Needle (605 ft) in Seattle. Fitting, as the more the money grows, the closer we get to space.

A PERMANENT DEBT-CYCLE...HAS MADE ANY HOPE FOR THE AMERICAN DREAM NOTHING BUT A TERRIBLE LIE.

BOXER WAS SENT TO THE KNACKER...PAGE 37 to PAGE 9, HERE...

AN ESCAPE TO MARS. THEY COULD BE HEROES BUT

$44,000,000

$43,000,000

$42,000,000

$41,000,000

$40,000,000

$39,000,000

$38,000,000

$37,000,000

$36,000,000

$35,000,000

The Cost of Greed

The average age of first-time buyers has jumped significantly, from 29 to 40, with repeat buyers rising accordingly. No wonder young people feel like the American dream is unobtainable...

The Average 1%

$40,434,990

Here's our much-maligned 1%er. But the irony is... **"The original average 1%er that we got so mad at before... he's actually closer to the bottom percentile — the guy with no wealth — than he is to the billionaires."**

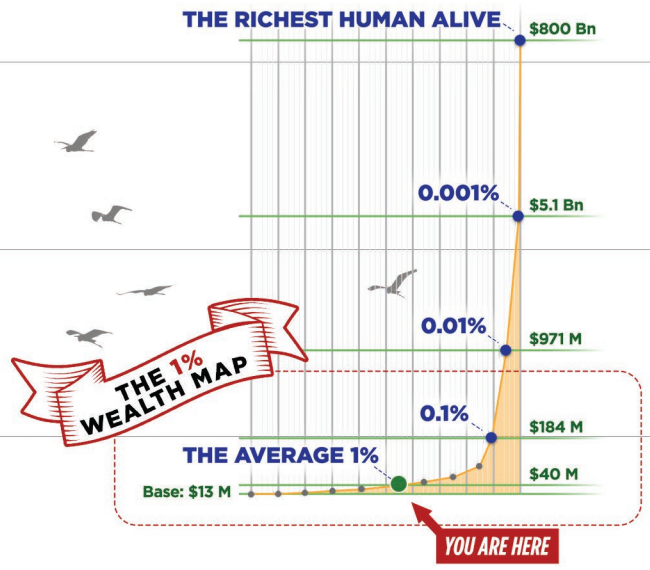

IF YOUR HANDS ARE ROCK STEADY, CUT THE PAPER WITH SCISSORS...

SOME SEEM TO BE PLOTTING

7

$34,000,000

$33,000,000

$32,000,000

$31,000,000

$30,000,000

The Cost of Greed

The top 10% of U.S. earners now account for 49% of all consumer spending.

What happens when there is nobody left with any money to buy all the things that get made?

If We Stacked Benjamins To:
$30 Million = 107 ft 6 in

TIME Magazine - October 2025

"I'm a Millionaire. No One Needs More Than 30 Million."

READ IT HERE:

BUNKERS. DOOMSDAY

6

$29,000,000

$28,000,000

$27,000,000

$26,000,000

If We Stacked Benjamins To:
$28 Million = 100 ft 4 in

This is about **10 NBA basketball hoops.** Stacking eleven regulation NBA rims end-to-end (10 feet each) plus backboards totals 111 feet.

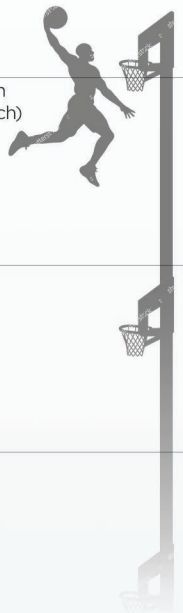

No, we're not lost.

The journey to the average 1%'er really does climb. We're reaching a numbers range that is difficult to comprehend. Thus this graph.

IF ONE SCISSORS USED IN HAND IS CALLED A PAIR OF SCISSORS...

FLOUR AND WATER MAKES WHEATPASTE FOR PAGE 6 to PAGE 5, HERE...

OKING THEIR PLEDGES. SOME OF THEM ARE LITERALLY BU

$25,000,000

5

$24,000,000

$23,000,000

$22,000,000

$21,000,000

$20,000,000

4

$19,000,000

$18,000,000

$17,000,000

$16,000,000

The Cost of Greed

Your kindergarten teacher is likely still paying for her college debt.

She may never break even.

The average borrower takes 20 years to pay off their loans.

If We Stacked Benjamins To:

$20 Million = 71 ft 8 in

A Standard U.S. Bowling Lane.
The total length of an official bowling lane, including the approach area, lane, and pit, measures 72 feet long.
All those bills in the way of picking up the spare...
...change?

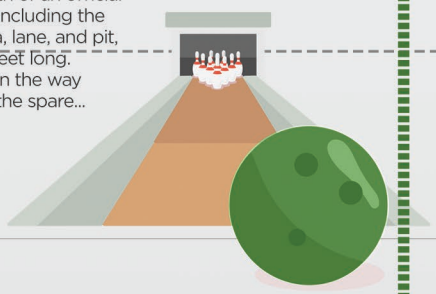

The 99th Percentile
$15,033,455

The top 2% now need a fourth screen to measure their wealth against the bottom 98%.

IF YOU SEPARATE THE PIECES, IS EACH HALF CALLED A SCISS? OR...

JACKIE PAPER BROUGHT PUFF CEILING WAX FOR PAGE 4 to PAGE 3, HERE...

$15,000,000

$14,000,000

$13,000,000

$12,000,000

$11,000,000

$10,000,000

$9,000,000

$8,000,000

$7,000,000

$6,000,000

ACTUAL EMPATHY. NOT TODAY. MANY BILLIONAIRES ARE REV

3

The Cost of Greed

Even worse, another raise means they no longer qualify for childcare assistance. That costs more than each of them makes! One of them probably has to quit their job to take care of the kids, dropping their income in half, which ironically once again qualifies them for childcare!

If We Stacked Benjamins To:
$12.6 Million = 45 ft 2 in

Hollywood Sign
The height of the letters looking over the silver screen would stack up to a decent pile o' gold at 45 feet per letter.



The Cost of Greed

People work hard and get a modest raise. But now they no longer qualify for SNAP. That raise of $.25/hour costs them about $200/month. They'd need a raise of more than a dollar just to get back to where they were.

2

The 98th Percentile
$9,311,214

"And how much better off? So much better off that the top two to four percent are actually off the chart at this scale."

The 97th Percentile
$6,766,078

Since 2012... **"Even the rich between the top five and twenty percent are worse off. Only the top five percent are better off."**

NOTE: Bottom 99% wealth averages are drawn from 2023 Survey of Consumer Finance values inflated to 2026 dollars. Top 1% values come from the Federal Reserve Distribution of Financial Accounts, Q1, 2026. See our *Companion* document for exact details.

AW MAN...YOU'RE AT THE END OF THE LUNCH LINE? SO, CUT HERE...

GLUE, CEMENT, ADHERE WITH HAIR WAX PAGE 2 to PAGE 1, HERE...

ONCE UPON A TIME, THERE WERE GIVING PLEDGES AND A

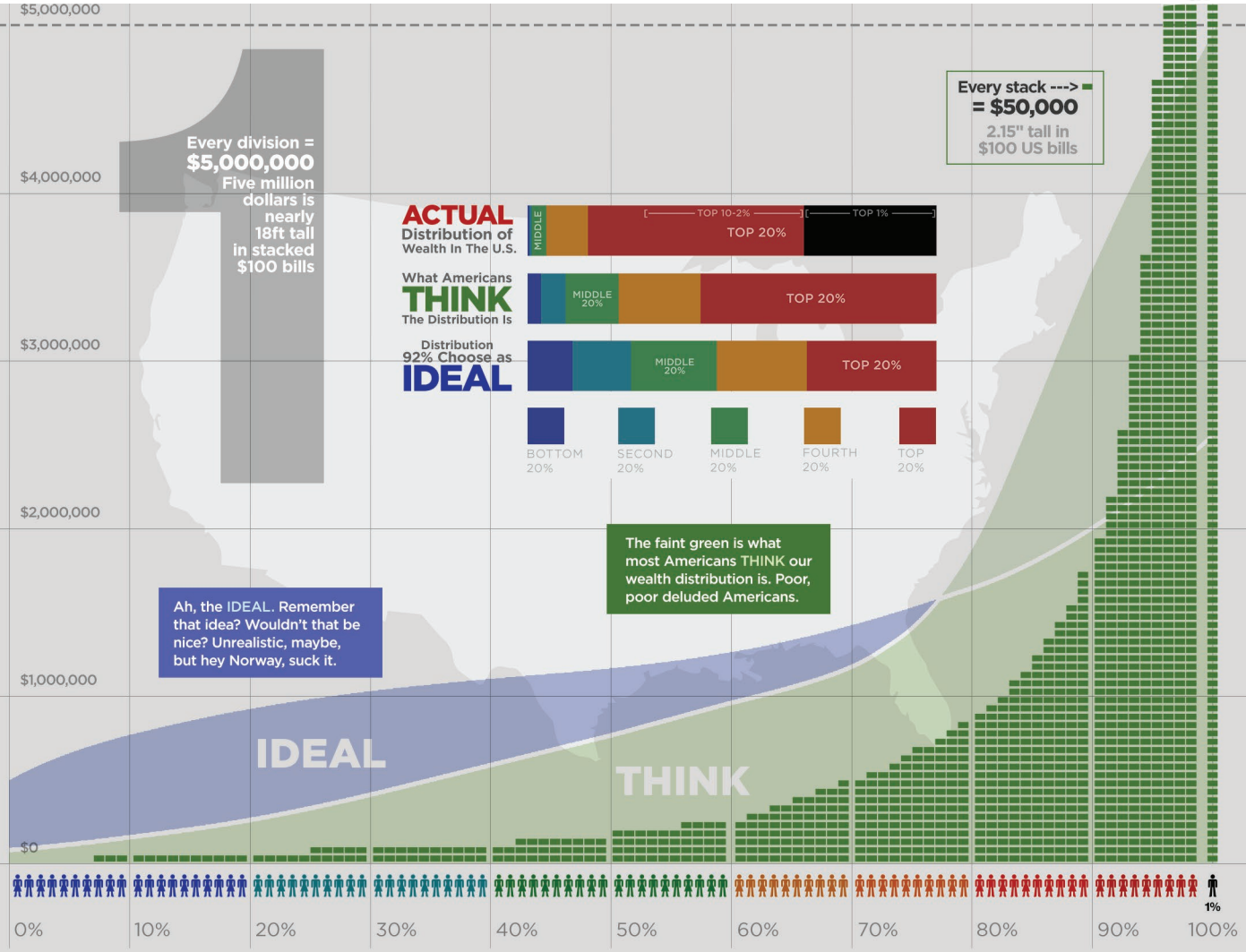



13 years ago, politizane's **WEALTH INEQUALITY IN AMERICA** went viral on YouTube, unseating Rihanna's "Stay" video from the top ten, and subsequently depressing high school and college students the world over. (Forced to watch it in their ***Intro to Statistics*** classes.)

In September of 2026, a followup **series of four videos** aim to not only update the statistics and discussion that began back then, but to expand the scope of runaway INEQUALITY now wrecking American families.

We invite you to experience this blatant ripoff first-hand through a lushly-printed fold-out collector's item / combo art piece. Please revel in the sheer scale of the billionaires' masterful domination over the rest of us.

The original study asked 5,000 Americans to envision what they believed inequality was like in the US. (And to choose what they believed was more IDEAL.) The REALITY is much worse than we THINK it is.

SEE THE VIDEOS HERE:

WEALTH INEQUALITY IN AMERICA UPDATED FOR 2026!

LIKE AN UNSUNG PINK FLOYD ANTI-WAR ALBUM, HERE'S THE FINAL CUT...

WE THOUGHT YOU MIGHT NEED SOME OF YOUR OWN PIECES TO MODIFY AND UPDATE THE GRAPH WITH IDEAS OF YOUR OWN...



The Cost of Greed

The Cost of Greed

WHAT DO YOU THINK IS AN EXAMPLE OF "THE COST OF GREED"? HERE'S A REAL-WORLD EXAMPLE WE'VE PROVIDED.
MAYBE YOU HAVE AN IDEA OF YOUR OWN TO ADD TO YOUR PRINTED GRAPH?

The Cost of Greed

Vehicular homelessness, people living in their cars, is widely considered the fastest-growing crisis of the unhoused population, acting as a shelter of last resort for employed individuals who hold steady jobs but cannot afford skyrocketing rent. This includes families with children, who simply cannot get ahead in a brutal housing market.



The Cost of Greed

The Cost of Greed

The Cost of Greed

ONE MILLION DOLLARS - STACKED - WITH GUIDELINES TO BUILD YOUR OWN PAGES

OF COURSE, WHAT FUN WOULD IT BE WITHOUT STACKS AND STACKS AND STACKS OF PRETEND (TO US) MONEY...







TWO HUNDRED FIFTY MILLION DOLLARS (CANNOT EVEN FIT HALF-A-BILLION ON ONE PAGE IF WE TRIED)
Use these to continue your chart up and above and beyond as folks chase the trillion dollar high score!



WHERE THIS GOES IS UP TO YOU...AN OPEN WORLD ADVENTURE...



$___,000,000

$___,000,000

$___,000,000

$___,000,000

$___,000,000

$___,000,000

$___,000,000

$___,000,000

$___,000,000

$___,000,000

YOUR PAGE TO DO WITH AS YOU PLEASE. DOESN'T THAT FEEL GREAT?



MAYBE YOU WANT TO TRACK JUST HOW FAR INTO SPACE THE TRILLIONAIRES WILL CLIMB...
So, we're providing you some numbers, and a template for you to make your own tracker...

123,
456,
789

WILL THIS EVEN BE ENOUGH ZEROES? HOW MANY ZEROES WILL WE FINALLY NEED TO EXPRESS IT?
One page will get you to billions...but for tens of billions, hundreds of billions...you'll need to print this page twice (at least)!

000,
000,
000